



slumberscents™ aromatherapy oil diffuser

MYB-A310WT

Create the perfect environment for your little one with the MyBaby Slumber Scents aroma diffuser.

Our sleek diffuser gently lifts the aroma of essential oil into the air to help soothe, relax and ease your baby to sleep. The soft, gentle light will cast a subtle glow throughout the room without keeping your child awake.

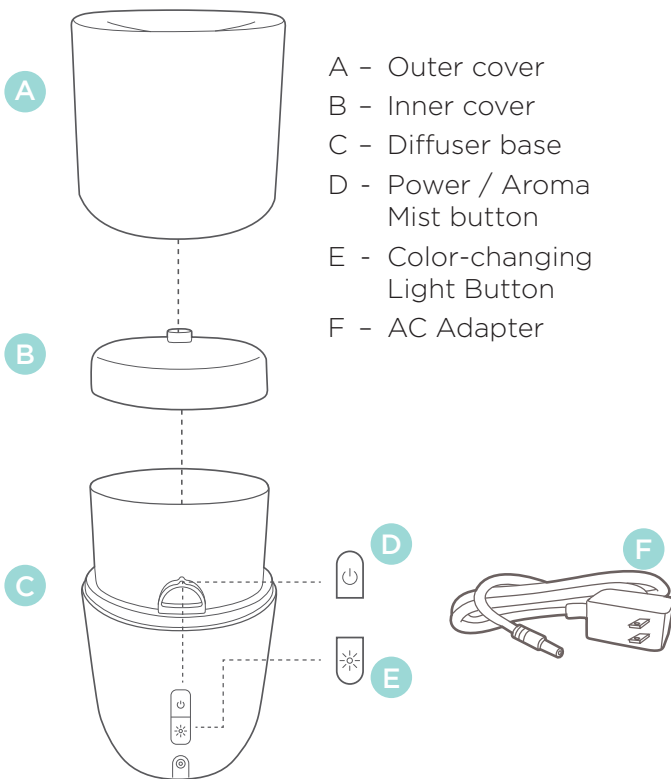


REGISTER YOUR DIFFUSER

Registering your diffuser secures the benefits of your warranty (even if you lose your receipt). It also makes it easier for us to assist you if you ever have an issue with your product.


WWW.HOMEDICS.COM/PRODUCT-REGISTRATION

PARTS & PIECES




UNIQUE FEATURES & SPECIFICATIONS

Ultrasonic Technology

This diffuser uses ultrasonic, high-frequency technology to convert the water and essential oil into a fine mist that is dispensed into the air evenly, delivering natural aroma to soothe your child and enhance their mood. Press  once, aroma runs continuously, press again aroma runs intermittent (30s on, 30s off), press again to turn off mist. When diffusing near children, reduce the diffusion time and frequency. Only diffuse essential oils and blends that are safe for your children's age. We recommend operating the unit for 30-60 minutes ON, followed by 30-60 minutes OFF, only as needed.

Color-Changing Light

The gentle, glow creates a peaceful environment. Choose your desired color to best match your mood. Press  lights slowly cycles through all 6 colors. Press again to stop light on preferred color. Press again to turn light off.

Runtime

Up to 13 hours of intermittent runtime or 6.5 hours of continuous runtime.

Soothing Humidity

Alleviates dry air.

Auto Shut-Off Protection

When the reservoir is empty, the unit will shut off automatically.

Reservoir Capacity

140 mL

Adapter Voltage

100-240V 50/60Hz:

CLEANING & CARE

1. Before cleaning the unit, turn the power off and make sure the adapter is unplugged from the diffuser and outlet.
2. Remove the outer cover from the base. Next, remove the inner cover.
3. Carefully pour any remaining water and essential oil out of the reservoir, from the drain side, opposite the air outlet. Be sure not to empty the reservoir near the air outlet in order to avoid malfunction.

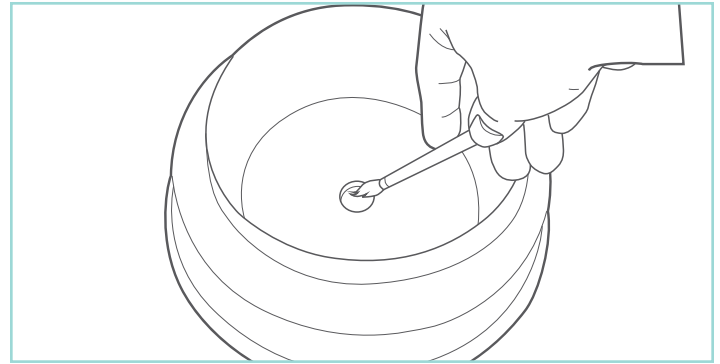
To Clean the Surface

Clean the surface of your diffuser with a clean, damp, soft cloth as often as needed.

To Clean the Reservoir and Ultrasonic Membrane

We recommend wiping the reservoir with a clean, damp, soft cloth at least once every 2 weeks.

NOTE: Depending on your usage, and the amount of essential oil you use, you may want to clean the reservoir and ultrasonic membrane more frequently for best performance.



For the most thorough clean, pour a 50/50 mixture of vinegar and water into the reservoir, then soak for five minutes. Brush reservoir walls, base, and ultrasonic membrane clean with a soft-bristle brush (not included) and rinse. NEVER touch the ultrasonic membrane with your fingers, as the natural oils in skin can damage the membrane.

Clean the membrane once every two to three weeks, depending on your usage.

Clean and dry the unit before extended periods of inactivity.

TROUBLESHOOTING

Problem	Possible Cause	Solution
No mist	Power supply is not connected	Plug the adapter in and press the power button
	Insufficient water	Refill the water reservoir
	Water is exceeding the max fill line	Dump the excess water out of the reservoir
	The ultrasonic membrane is clogged with essential oil buildup	Clean the membrane by following the aforementioned instructions

AGE RECOMMENDATION DILUTIONS

0-1 year 1 drop in the diffuser (approx. 1/8 labeled concentration)

2-6 years 2 drops in the diffuser (approx. 1/4 labeled concentration)

7-11 years 3-4 drops in the diffuser (approx. 1/2 labeled concentration)

12 + years 5-7 drops in diffuser (full labeled concentration)

Note: It is best to keep essential oil usage to a minimum in newborns and babies. When first using essential oils around babies, using a single note oil at a time is recommended, so if any irritation occurs, it can be pinpointed to one oil, and not a blend. Always use in a well ventilated area with doors open. Keep diffuser away from bedside.

CONTACT US

Questions or concerns? We're here to help. Contact a Consumer Relations representative by phone or email to help answer any questions. Please be sure to have the model number of your product available.

For service in the USA

email: cservice@homedics.com

tel: 1-800-466-3342

Monday to Friday, 8:30am - 7:00pm EST

For service in Canada

email: cservice@homedicsgroup.ca

tel: 1-888-225-7378

Monday to Friday, 8:30am - 5:00pm EST



ONE YEAR LIMITED WARRANTY

For a complete user guide and detailed warranty instructions visit: www.homedics.com

To obtain warranty service on your HoMedics product, contact a Consumer Relations Representative by the telephone number or email address for your country of residence. Please make sure to have the model number of the product available.

For Service in the USA

email: cservice@homedics.com
Monday-Friday 8:30am-7:00pm EST
1.800.466.3342

For Service in Canada

email:cservice@homedicsgroup.ca
tel:1.888.225.7378
8:30am - 5:00pm EST M-F.

For Service in Australia

email: cservice@homedics.com.au
tel: (03) 8756 650

ONE YEAR LIMITED WARRANTY- Australia & New Zealand

We or us means HoMedics Australia Pty Ltd ACN 31 103 985 717 and our contact details are set out at the end of this warranty; You means the purchaser or the original end-user of the Goods. You may be a domestic user or a professional user; Supplier means the authorised distributor or retailer of the Goods that sold you the Goods in Australia and New Zealand; and Goods means the product or equipment which was accompanied by this warranty and purchased in Australia and New Zealand.

For Australia:

Our Goods come with guarantees that cannot be excluded under the Australian Consumer Law. You are entitled, subject to the provisions of the Australian Consumer Law, to a replacement or refund for a major failure and for compensation foreseeable loss or damage. You are also entitled, subject to the provisions of the Australian Consumer Law, to have the Goods repaired or replaced if the goods fail to be of acceptable quality and the failure does not amount to a major failure. This is not a complete statement of your legal rights as a consumer.

For New Zealand:

Our Goods come with guarantees that cannot be excluded under the Consumer Guarantees Act 1993. This guarantee applies in addition to the conditions and guarantees implied by that legislation. For complete user guide and detailed warranty information for Australia and New Zealand, please

FCC AND IC STATEMENTS

This device complies with part 15 of the FCC Rules. Operation is subject to the following two conditions: (1) This device may not cause harmful interference, and (2) this device must accept any interference received, including interference that may cause undesired operation. This equipment has been tested and found to comply with the limits for a Class B digital device, pursuant to part 15 of the FCC Rules and ICES 003. These limits are designed to provide reasonable protection against harmful interference in a residential installation. This equipment generates, uses and can radiate radio frequency energy and, if not installed and used in accordance with the instructions, may cause harmful interference to radio communications. However, there is no guarantee that interference will not occur in a particular installation. If this equipment does cause harmful interference to radio or television reception, which can be determined by turning the equipment off and on, the user is encouraged to try to correct the interference by one or more of the following measures:

- Reorient or relocate the receiving antenna.
- Increase the separation between the equipment and receiver.
- Connect the equipment into an outlet on a circuit different from that to which the receiver is connected.
- Consult the dealer or an experienced radio/TV technician for help.

Changes or modifications not expressly approved by HoMedics could void the user's authority to operate this equipment. This product has been tested and complies with the requirements for Federal Communication Commission, Part 18 and ICES 001. Although this product is tested and complies with FCC, it may interfere with other devices. If this product is found to interfere with another device, separate the other device and this product. Conduct only the user maintenance found in this instruction manual. Other maintenance and servicing may cause harmful interference and can void the required FCC compliance.

IMPORTANT SAFETY INSTRUCTIONS

WHEN USING ELECTRICAL PRODUCTS, ESPECIALLY WHEN CHILDREN ARE PRESENT, BASIC SAFETY PRECAUTIONS SHOULD ALWAYS BE FOLLOWED, INCLUDING THE FOLLOWING:

READ ALL INSTRUCTIONS BEFORE USING

- Always place diffuser on a firm, flat surface. A waterproof mat or pad is recommended for use under the diffuser. Never place it on a rug or carpet, or on a finished floor that may be damaged by exposure to water or moisture.
- Always unplug the unit from the electrical outlet immediately after using and before cleaning
- DO NOT reach for a unit that has fallen into water. Unplug it immediately.
- DO NOT place or drop into water or other liquids.
- DO NOT use water above 86° Fahrenheit.
- Use this unit only for its intended use as described in this document, the quick start guide and user guide.
- Do not use attachments not recommended by HoMedics; specifically any attachments not provided with this unit.
- NEVER drop or insert any object into any opening.
- DO NOT place the diffuser near heat sources, such as a stove.
- Always keep the cord away from high temperature and fire.
- To disconnect, turn all controls to the “off” position, then remove the plug from the outlet.
- DO NOT use outdoors. For indoor use only.
- Never cover the unit while it is operating.
- If the cord sustains damage, you must stop using this product immediately and contact HoMedics consumer relations (see Warranty section for consumer relations contact information).
- Perform regular maintenance on the ultrasonic membrane.
- Never use detergent to clean the ultrasonic membrane.
- Never clean the ultrasonic membrane by scraping with a hard object.
- Do not attempt to adjust or repair the unit. Servicing must be performed by professional or qualified personnel.
- Stop using this unit if there is an unusual noise or smell.
- Unplug this unit when not in use for a long period of time.
- Do not touch the water or any parts of the unit that are covered by water while the unit is on or plugged in.
- Do not wash, adjust, or move this unit without first unplugging it from the electrical outlet.
- Keep this unit out of reach of children.
- Do not place the diffuser directly next to bed or crib.
- Use intermittent run time for children under 10.
- When diffusing around children, adjust the dosage by reducing diffusion time and frequency.
- Only diffuse essential oils and blends that are safe for your children’s age.
- Always use in a well ventilated area with doors open.
- It is best to keep essential oil usage to a minimum in newborns and babies. When first using essential oils around babies, using a single oil at a time is recommended, so if any irritation occurs, it can be pinpointed to one oil, and not a blend.