

Replacement Parts Order Form



TWO YEAR LIMITED WARRANTY

(Valid in USA only)

HoMedics, Inc., guarantees this product free from defects in material and workmanship for a period of two years from the date of original purchase, except as noted below.

This HoMedics product warranty does not cover damage caused by misuse or abuse; accident; the attachment of any unauthorized accessory; alteration to the product; or any other conditions whatsoever that are beyond the control of HoMedics. This warranty is effective only if the product is purchased and operated in the USA. A product that requires modification or adaptation to enable it to operate in any country other than the country for which it was designed, manufactured, approved and/or authorized, or repair of products damaged by these modifications is not covered under warranty. HoMedics shall not be responsible for any type of incidental, consequential or special damages. All implied warranties, including but not limited to those implied warranties of fitness and merchantability, are limited in the total duration of two years from the original purchase date.

To obtain warranty service on your HoMedics product, either hand deliver or mail the unit and your dated sales receipt (as proof of purchase), postpaid, along with check or money order in the amount of \$5.00 payable to HoMedics, Inc. to cover handling.

Upon receipt, HoMedics will repair or replace, as appropriate, your product and return it to you, postpaid. If it is appropriate to replace your product, HoMedics will replace the product with the same product or a comparable product at HoMedics' option. Warranty is solely through HoMedics Service Center. Service of this product by anyone other than HoMedics Service Center voids warranty.

This warranty provides you with specific legal rights. You may have additional rights which may vary from state to state. Because of individual state regulations, some of the above limitations and exclusions may not apply to you.

For more information regarding our product line in the USA, please visit: www.homedics.com

Mail to:

HoMedics
Service Center, Dept. 168
3000 Pontiac Trail
Commerce Township, MI
48390

e-mail:
cservice@homedics.com



BodyMate™ Rechargeable Massager



**Instruction Manual and
Warranty Information**

PM-606

© 1999-2003 HoMedics, Inc. and its affiliated companies, all rights reserved. HoMedics is a registered trademark of HoMedics, Inc. and its affiliated companies. BodyMate™ and The beauty of living well.™ are trademarks of HoMedics, Inc. and its affiliated companies. All rights reserved.

IB-PM606-A

2 year
limited warranty

IMPORTANT SAFEGUARDS
WHEN USING ELECTRICAL PRODUCTS,
ESPECIALLY WHEN CHILDREN ARE PRE-
SENT, BASIC SAFETY PRECAUTIONS
SHOULD ALWAYS BE FOLLOWED, INCLUD-
ING THE FOLLOWING:

READ ALL INSTRUCTIONS BEFORE USING

**DANGER—TO REDUCE THE RISK OF
ELECTROCUTION:**

- ALWAYS unplug the appliance from the electrical outlet immediately after recharging.
- DO NOT reach for an appliance that has fallen into water. Unplug it immediately.
- DO NOT use while bathing or showering.
- DO NOT place or store appliance where it can fall or be pulled into a tub or sink. DO NOT place in or drop into water or other liquid.

**WARNING - TO REDUCE THE RISK OF
BURNS, ELECTROCUTION, FIRE OR INJURY
TO PERSONS:**

- An appliance should NEVER be left unattended when plugged in. Unplug from outlet when not in use and before putting on or taking off parts or attachments.
- Close supervision is necessary when this appliance is used by, on or near children, invalids or disabled persons.

- DO NOT use outdoors.
- Use this appliance only for its intended use as described in this manual. DO NOT use attachments not recommended by HoMedics; specifically any attachments not provided with the unit.
- NEVER operate this appliance if it has a damaged cord or plug, if it is not working properly, if it has been dropped or damaged, or dropped into water. Return it to HoMedics Service Center for examination and repair.
- Keep cord away from heated surfaces.
- NEVER block the air openings of the appliance or place it on a soft surface, such as a bed or couch, where the air openings may be blocked. Keep air openings free of lint, hair, etc.
- NEVER use while sleeping or fall asleep while using the massager.
- NEVER drop or insert any object into any opening.
- DO NOT operate where aerosol (spray) products are being used or where oxygen is being administered.
- DO NOT use on or near eyes or other highly sensitive areas.
- DO NOT operate under blanket or pillow. Excessive heating can occur and cause fire, electrocution or injury to persons.
- DO NOT use the massager directly on one concentrated area of the body. Massagers are designed to be used in a continuous motion, constantly changing the massage area.
- To disconnect, turn all controls to the "OFF" position.
- DO NOT carry this appliance by the supply cord or use cord as a handle.

SAVE THESE INSTRUCTIONS

Caution: Please read all instructions carefully before operating.

- If you have any concerns regarding your health consult your doctor before using this product.
- In case of pregnancy, diabetes, pacemaker use, illness or any medical condition, consult your doctor before using massager.
- NEVER leave the appliance unattended, especially if children are present.
- NEVER cover the appliance when it is in operation.
- DO NOT use this product for more than 20 minutes at a time.
- Extensive use could lead to the product's excessive heating and shorter life. Should this occur, discontinue use and allow the unit to cool before operating.
- NEVER use this product directly on swollen or inflamed areas or skin eruptions.
- This product is a non-professional appliance designed to provide soothing massage to worn muscles. DO NOT use this product as a substitute for medical attention.
- DO NOT use this product before bed. The massage has a stimulating effect and can delay sleep.
- NEVER use this product while in bed.
- This product should NEVER be used by any individual suffering from any physical ailment that would limit the user's capacity to operate the controls.
- This unit should not be used by children or invalids without adult supervision.

**Caution:
In case
of pregnancy,
diabetes,
pacemaker
use, illness
or any
medical
condition,
consult your
doctor before
using
massager.**

**Caution:
All servicing
of this
massager
must be
performed by
authorized
HoMedics
service
personnel
only.**

Instructions for Use

Prior to using the Body Mate, charge the massager for 8 hours to ensure the battery is fully charged.

- To charge the massager, insert the charger into the end of the handle and plug into a 120-volt outlet. Ensure selector switch is in the "Off/Charge" position.
- Always unplug the appliance immediately after recharging.
- To turn unit on, simply slide the selector switch, located along the top of the unit's handle, to the desired setting. To turn off, slide selector switch to the "OFF" position.
- Apply massager head lightly to the area you wish to treat.
- Move the unit slowly, either in a circular or back and forth motion. Treat the area for a short period of time and move to another area. Never treat the same spot longer than 3 minutes. CAUTION - as stated in the "IMPORTANT SAFE GUARDS" section of this manual, never use this appliance on or near eyes or other highly sensitive areas.
- Do not use this product for more than 15 minutes at a time.
- When treatment is completed, turn unit "OFF" and store properly in a dry place.

TO CLEAN:

Be sure to unplug the unit and allow it to cool before cleaning. Use a soft, slightly damp cloth to wipe. NEVER allow water or any liquids to come into contact with the handle. DO NOT submerge unit into any liquid

TO STORE:

Allow the unit to cool before storing in its box or a clean, dry place. Do not attempt to repair this massager. There are no user serviceable parts. For service, send the unit to the HoMedics address listed in the warranty section.

TO CHARGE:

Insert the charger into the end of the handle and plug into a 120-volt outlet. To ensure the massager is fully charged, allow it to charge for 8 hours.

CAUTION:

All servicing of this unit must be performed by authorized HoMedics Service Personnel only.

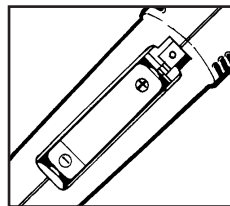
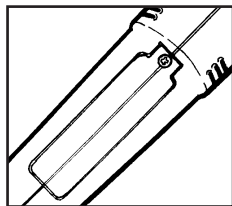
SPECIAL INSTRUCTIONS

REMOVING AND DISPOSING OF NI-CAD BATTERIES

This unit is equipped with long-lasting, rechargeable nickel-cadmium batteries. To help protect our environment, they should be removed at the end of the unit's life for safe disposal. Batteries cannot be replaced.

To remove the batteries before discarding product:

1. Unscrew the battery housing on the handle of the unit (shown below).
2. Slide the batteries out of the handle and remove.
3. Dispose of the batteries in compliance with national or local regulations for environmental protection and recycling of raw materials. Do not dispose of the batteries by burning or incineration.



BodyMate™ Rechargeable Massager


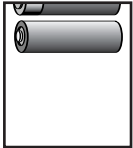


HoMEDICS

HoMedics, Inc.
3000 Pontiac Trail
Commerce Township
MI 48390

BodyMate™ Rechargeable Massager

Replacement Parts Order Form

Description	Quantity	Cost
 PM-606 AC Recharger <small>Input AC 120V 60Hz 3w Output DC 6V 140mA</small>	<input type="text"/>	\$10.00 each
 (2) 1.5V Nickel Cadmium Batteries	<input type="text"/>	\$5.00 each pair
Subtotal		<input type="text"/>
Tax-Michigan Residents add 6%		<input type="text"/>
Total		<input type="text"/>

CUT ALONG THE DOTTED LINE

Return order form with check or money order payable to HoMedics, Inc. Please allow 2 to 4 weeks for delivery



BodyMate™

Rechargeable Massager

Formulario para pedido de piezas de repuesto



**Manual de instrucciones
e información de garantía**

PM-606

© 1999 -2003 HoMedics, Inc. y sus compañías afiliadas, reservados todos los derechos. HoMedics es una marca registrada de HoMedics, Inc. y sus compañías afiliadas. BodyMate™ y The beauty of living well™ son marcas registradas de HoMedics, Inc. y sus compañías afiliadas. Reservados todos los derechos.

IB-PM606-A

**2 años
garantía limitada**

RECAUCIONES IMPORTANTES CUANDO UTILICE PRODUCTOS ELÉCTRICOS, ESPECIALMENTE CUANDO ESTÁN NIÑOS PRESENTES, SE DEBEN CUMPLIR CIERTAS PRECAUCIONES BÁSICAS DE SEGURIDAD, INCLUYENDO LO SIGUIENTE:

LEA TODAS LAS INSTRUCCIONES ANTES DE USAR

PELIGRO—PARA REDUCIR EL RIESGO DE ELECTROCUCIÓN:

- Desconecte SIEMPRE el artefacto de la toma de corriente inmediatamente después de recargar.
- NO intente tomar un artefacto que haya caído al agua. Desenchúfelo de inmediato.
- NO lo use mientras toma un baño o se ducha.
- NO coloque ni guarde el artefacto en donde pueda caerse o ser tirado en una tina o pileta. No lo coloque ni lo deje caer en agua ni en ningún otro líquido.

ADVERTENCIA—PARA REDUCIR EL RIESGO DE QUEMADURAS, ELECTROCUCIÓN, INCENDIO O LESIONES A LAS PERSONAS:

- Un artefacto NUNCA debe ser dejado sin atención cuando está enchufado. Desenchúfelo del tomacorriente cuando no lo esté usando y antes de colocar o quitar piezas o accesorios.
- Es necesaria una supervisión estricta cuando este artefacto sea usado por niños o personas inválidas o con incapacidades, o cerca de ellos.

- NO lo use en exteriores.
- Utilice este artefacto sólo para el uso para el cual fue diseñado y como se describe en este manual. NO use accesorios no recomendados por HoMedics, especialmente si no han sido incluidos con la unidad.
- NUNCA haga funcionar este artefacto si tiene el cable o enchufe dañado, si no está funcionando adecuadamente, si se cayó o se dañó o si se dejó caer al agua. Envíelo al Centro de servicio de HoMedics para que lo examinen y lo reparen.
- Mantenga el cable alejado de superficies calientes.
- NUNCA obstruya las aberturas de ventilación del artefacto ni lo ubique en una superficie blanda, como por ejemplo una cama o sofá donde las aberturas de ventilación puedan quedar bloqueadas. Mantenga las aberturas libres de pelusas, cabellos, etc.
- NUNCA lo use mientras duerme ni se duerma mientras usa el masajeador.
- NUNCA lo deje caer ni inserte ningún objeto en ninguna abertura.
- NO lo haga funcionar donde se utilizan productos de rociado por aerosol o donde se está administrando oxígeno.
- NO lo use sobre, ni cerca de los ojos u otras zonas muy sensibles.
- No lo haga funcionar debajo de una manta o almohada. Puede ocurrir un calentamiento excesivo y provocar un incendio, electrocución o lesiones a las personas.
- NO use el masajeador directamente en un área concentrada del cuerpo. Los masajeadores están diseñados para ser usados en un movimiento continuo, cambiando constantemente el área de masaje.
- Para desconectarlo, gire todos los controles en la posición “OFF” (apagado).
- NO lleve este artefacto tomado del cable, ni use el cable como manija.

GUARDE ESTAS INSTRUCCIONES

PARA CARGAR:

Inserte el cargador en el extremo del mango y enchúfelo en un tomacorriente de 120 voltios. Para asegurar que el masajeador esté completamente cargado, déjelo cargar por 8 horas.

PRECAUCIÓN:

Todo el servicio de esta unidad debe ser realizado únicamente por Personal de servicio autorizado de HoMedics.

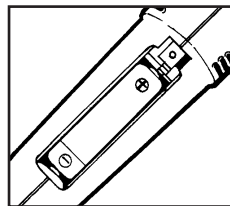
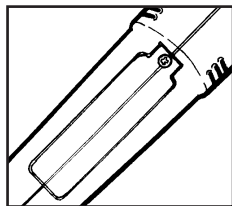
INSTRUCCIONES ESPECIALES

CÓMO QUITAR Y ELIMINAR LAS BATERÍAS DE NI-CAD

Esta unidad está equipada con baterías recargables, de larga duración, de níquel-cadmio. Para ayudar a proteger nuestro medio ambiente, éstas deben ser quitadas al final de la vida útil de la unidad para ser desechadas de un modo seguro. Las baterías no se pueden reemplazar.

Para quitar las baterías antes de desechar el producto:

1. Desatornille la caja de las baterías en el mango de la unidad (vea la ilustración abajo).
2. Deslice las baterías fuera del mango y quítelas.
3. Elimine las baterías de acuerdo con las normas nacionales o locales para la protección del medio ambiente y el reciclaje de materias primas. No deseche las baterías quemándolas o incinerándolas.



BodyMate™

Rechargeable Massager



HoMEDICS

HoMedics, Inc.
3000 Pontiac Trail
Commerce Township
MI 48390

BodyMate

Rechargeable Massager

Formulario para pedido de piezas de repuesto

Descripción	Quantity	Costo
PM-606 AC Cargador <small>Entrada 120 voltios 60 Hz 3w de CA Salida 6 voltios 140 mA de CD</small>	<input type="text"/>	\$10.00 cada una
Baterías (2) Níquel-cadmio de 1,5 voltios	<input type="text"/>	\$5.00 cada par
Subtotal		
Impuesto-Residentes de Michigan agregar 6%		
Total		